

No. 5-2/2026- PMP-5
Government of India
Ministry of Education
(Department of School Education & Literacy)

Shastri Bhawan, New Delhi.
Dated the 18th March, 2026

To,

The Additional Chief Secretary/ Principal Secretaries/ Secretaries to the Nodal Department of State Govt. & UT Administration dealing with PM POSHAN Scheme.

Subject: Allocation of food grains to States & UTs under Pradhan Mantri Poshan Shakti Nirman Scheme (PM POSHAN Scheme) for the 1st quarter (April to June, 2026) and 2nd quarter (July to September, 2026) of Financial Year 2026-27.

Respected Sir/Madam,

I am directed to refer to the Department of Food & Public Distribution's (D/o F&PD) O.M. No. 4-1/2026-BP-II(e-391528) dated 17.03.2026 (copy enclosed) and to say that 11,44,775.91 MTs of foodgrains consisting of 1,92,385.31 MTs of Wheat, 9,52,268.30 MTs of Rice and 122.30 MTs of Coarse Grain has been allocated to all States & UTs at National Food Security Act (NFSA) prices i.e. Rs.2.00 per kg of Wheat, Rs.3.00 per kg of Rice and Rs.1.00 per kg of Ragi and Jowar under PM POSHAN Scheme for the 1st quarter (April to June, 2026) and 2nd quarter (July to September, 2026) of F.Y 2026-27.

2. The food grains allocation to all the States & UTs during the 1st quarter (April to June, 2026) and 2nd quarter (July to September, 2026) of FY 2026-27 is enclosed at **Annexure-I** and **Annexure-II** respectively. The allocation of Coarse Grain (Ragi & Jowar) to the UT Chandigarh during these quarters is enclosed at **Annexure-III**.

3. All the States & UTs are now requested to sub-allocate the food grains to their districts as per their requirement on the basis of approved number of students and working days under intimation to this Department as well as to Food Corporation of India (FCI) for supply of food grains accordingly. **The union territory of Chandigarh is requested to strictly adhere to the conditions mentioned at para 3 in the Department of Food & Public Distribution's OM dated 17.03.2026 (copy enclosed).**

Contd....2/-



4. After receiving food grains allocation from the States & UTs, the District Administration shall send a schedule (periodicity and date/week) of lifting of food grains to the local FCI depot depending upon its requirement, transportation convenience and storage capacity.

5. The validity period for lifting of foodgrains will be as per extant guidelines. The district administration may lift the allocated food grains on monthly, bi-monthly or quarterly basis as indicated in its schedule, in accordance with the guidelines issued by the Department of Food & Public Distribution, Ministry of Consumer Affairs, Food & Public Distribution vide their letter No. 4-7/2018-BP.II dated 25.04.2019, from the FCI godowns. The district officers are, therefore, required to be directed to lift the food grains accordingly.


6. The Payment of the cost of food grains will be made by district authorities within 20 days of the receipt of bills from FCI as per the guidelines issued by this Department vide letter No. 1-3/2022- Desk(PM POSHAN) dated 21.12.2022. The guidelines for decentralization of payment of cost of food grains to FCI at district level under PM POSHAN Scheme may be downloaded from the website of this Department. These instructions may be followed strictly by all the States & UTs.

7. The procedure laid down at para 5.5 of the above-mentioned guidelines dated 21.12.2022 on decentralization of payment of cost of food grains shall be followed meticulously to ensure that the best quality food grains, which in any case will not be inferior to Fair Average Quality (FAQ), is lifted from the FCI godown. The process followed at the time of receipt of food grains from FCI depots should be repeated at each level till the food grains reach the end user to ensure that only good quality food grains are delivered for consumption by students. The records/samples to ensure quality should be maintained at all levels.

8. As per para 5.3 of PM POSHAN guidelines, a monthly report on off take, payment and quantity of food grains delivered to schools/cooking agency may be furnished in the prescribed format latest by 15th of the following month on regular basis.

Encl: As above

Yours faithfully,


(J.B Nath)

Under Secretary to the Govt. of India

Contd....3/-

Copy for information to:

- i. The Executive Director (Sales), Food Corporation of India, 16-20, Barakhamba Lane, New Delhi – 110001 with a request to issue instruction to all concerned to make available at least of FAQ quality of foodgrains at the FCI godowns, facilitate lifting of the same and submit bills to district authorities within 10 days after lifting for payment by them.
- ii. The Under Secretary, Department of Food & Public Distribution (BP-II Section), Krishi Bhavan, New Delhi w.r.t. their OM No. 4-1/2026-BP-II(e-391528) dated 17.03.2025
- iii. The Directors, PM POSHAN Scheme of all the States & UTs for necessary action.
- iv. PPS to JS (PMPY Bureau)
- v. Director (SS)/ Director (KCM)/Deputy Secretary (RCM)/ Deputy Secretary (PKS)
- vi. US(KCM)/US(RKS)

Pradhan Mantri Poshan Shakti Nirman (PM POSHAN) Scheme
Allocation of foodgrains for the 1st quarter of 2026-27
[For the period 01.04.2026 to 30.06.2026]

(In MTs)

Sl. No.	State/UT	PRIMARY 1st Quarter				UPPER PRIMARY 1st Quarter				Bal Vatika 1st Quarter									
		No. of children approved by PAB for 2025-26	No. of Working Days approved by PAB for 1st QTR of the year 2025-26	Coarse Grain	Wheat	Rice	Total	No. of children approved by PAB for 2025-26	No. of Working Days approved by PAB for 1st QTR of the year 2025-26	Coarse Grain	Wheat	Rice	Total						
1	2	3	4	5	6	7	8 (5+6+7)	9	10	11	12	13	14 (11+12+13)	15	16	17	18	19	20 (17+18+19)
1	Andhra Pradesh	1435887	31	0.00	0.00	4451.25	4451.25	877051	31	0.00	0.00	4078.29	4078.29	0	31	0.00	0.00	0.00	0.00
2	Arunachal Pradesh	72403	36	0.00	0.00	260.65	260.65	47270	36	0.00	0.00	255.26	255.26	10502	36	0.00	0.00	37.81	37.81
3	Assam	1978255	68	0.00	0.00	13452.13	13452.13	1015339	68	0.00	0.00	10356.46	10356.46	171082	68	0.00	0.00	1163.36	1163.36
4	Bihar	6864873	53	0.00	0.00	36383.83	36383.83	3518802	53	0.00	0.00	27974.48	27974.48	0	53	0.00	0.00	0.00	0.00
5	Chhattisgarh	1443028	36	0.00	0.00	5194.90	5194.90	907525	36	0.00	0.00	4900.64	4900.64	54376	36	0.00	0.00	195.75	195.75
6	Goa	89584	45	0.00	201.56	201.57	403.13	64801	45	0.00	218.70	218.71	437.41	2562	45	0.00	5.76	5.77	11.53
7	Gujarat	2160002	44	0.00	4752.00	4752.01	9504.01	1491105	44	0.00	4920.65	4920.64	9841.29	393582	44	0.00	865.88	865.88	1731.76
8	Haryana	770570	46	0.00	1595.08	1949.54	3544.62	621414	46	0.00	1929.49	2358.27	4287.76	78836	46	0.00	163.19	199.46	362.65
9	Himachal Pradesh	222162	56	0.00	0.00	1244.11	1244.11	173161	56	0.00	0.00	1454.55	1454.55	65790	56	0.00	0.00	368.42	368.42
10	Jammu & Kashmir	441773	44	0.00	0.00	1943.80	1943.80	255310	76	0.00	0.00	2910.53	2910.53	171843	44	0.00	0.00	756.11	756.11
11	Jharkhand	1951032	52	0.00	0.00	10145.37	10145.37	925057	52	0.00	0.00	7215.44	7215.44	31957	52	0.00	0.00	166.18	166.18
12	Karnataka	2339133	35	0.00	1146.18	7040.79	8186.97	1469809	35	0.00	1080.31	6636.19	7716.50	198270	35	0.00	97.16	596.79	693.95
13	Kerala	1435907	20	0.00	0.00	2871.81	2871.81	1035707	23	0.00	0.00	3573.19	3573.19	131880	20	0.00	0.00	263.76	263.76
14	Madhya Pradesh	2742693	35	0.00	6527.61	3071.82	9599.43	1680295	35	0.00	5998.65	2822.90	8821.55	35011	35	0.00	83.33	39.21	122.54
15	Maharashtra	5356296	39	0.00	0.00	20889.55	20889.55	3511059	39	0.00	0.00	20539.70	20539.70	0	39	0.00	0.00	0.00	0.00
16	Manipur	113529	52	0.00	0.00	590.35	590.35	34622	52	0.00	0.00	270.05	270.05	23201	52	0.00	0.00	120.65	120.65
17	Meghalaya	372470	64	0.00	0.00	2383.81	2383.81	179037	67	0.00	0.00	1799.32	1799.32	134845	64	0.00	0.00	863.01	863.01
18	Mizoram	70017	57	0.00	0.00	399.10	399.10	36308	57	0.00	0.00	310.43	310.43	22960	57	0.00	0.00	130.87	130.87
19	Nagaland	54236	58	0.00	0.00	314.57	314.57	28707	64	0.00	0.00	275.59	275.59	39291	58	0.00	0.00	227.89	227.89
20	Odisha	2375655	36	0.00	0.00	8552.36	8552.36	1626387	36	0.00	0.00	8782.49	8782.49	530000	36	0.00	0.00	1908.00	1908.00
21	Punjab	905120	44	0.00	1991.26	1991.27	3982.53	532345	44	0.00	1756.74	1756.74	3513.48	120844	44	0.00	265.86	265.85	531.71
22	Rajasthan	2705964	36	0.00	6526.79	3214.68	9741.47	1847354	36	0.00	6683.73	3291.98	9975.71	37049	36	0.00	89.36	44.02	133.38
23	Sikkim	19847	65	0.00	0.00	129.01	129.01	16647	65	0.00	0.00	162.31	162.31	5771	65	0.00	0.00	37.51	37.51
24	Tamilnadu	1937362	40	0.00	0.00	7749.45	7749.45	1450152	40	0.00	0.00	8700.91	8700.91	0	40	0.00	0.00	0.00	0.00
25	Telangana	788724	30	0.00	0.00	2366.17	2366.17	457874	30	0.00	0.00	2060.43	2060.43	0	30	0.00	0.00	0.00	0.00
26	Tripura	167451	46	0.00	0.00	770.27	770.27	107817	46	0.00	0.00	743.94	743.94	7165	46	0.00	0.00	32.96	32.96
27	Uttarakhand	306907	43	0.00	0.00	1319.70	1319.70	210671	43	0.00	0.00	1358.83	1358.83	0	43	0.00	0.00	0.00	0.00
28	Uttar Pradesh	6660348	49	0.00	10769.78	21865.93	32635.71	3586733	49	0.00	8699.62	17662.87	26362.49	0	49	0.00	0.00	0.00	0.00
29	West Bengal	4809138	60	0.00	0.00	28854.83	28854.83	2482119	57	0.00	0.00	21222.12	21222.12	725624	60	0.00	0.00	4353.74	4353.74
30	A&N islands	10832	24	0.00	0.00	26.00	26.00	8881	24	0.00	0.00	31.97	31.97	3699	24	0.00	0.00	8.88	8.88
31	Chandigarh	26641	41	16.12	10.93	82.18	109.23	25067	41	22.75	15.42	115.99	154.16	8449	41	5.11	3.47	26.06	34.64
32	D&N Haveli, Daman	32978	40	0.00	39.57	92.34	131.91	22044	40	0.00	39.68	92.58	132.26	5882	40	0.00	7.06	16.47	23.53
33	Delhi	591133	31	0.00	916.26	916.25	1832.51	510127	31	0.00	1186.05	1186.04	2372.09	73796	31	0.00	114.38	114.39	228.77
34	Lakshadweep	4978	16	0.00	0.00	7.96	7.96	2446	16	0.00	0.00	5.87	5.87	1182	16	0.00	0.00	1.89	1.89
35	Ladakh	8386	75	0.00	0.00	62.90	62.90	3774	75	0.00	0.00	42.46	42.46	4355	75	0.00	0.00	32.66	32.66
36	Puducherry	23770	40	0.00	0.00	95.08	95.08	16418	40	0.00	0.00	98.51	98.51	6279	40	0.00	0.00	25.12	25.12
	TOTAL	51289084	1587	16.12	34477.02	195637.33	230130.48	30779235	1628	22.75	32529.03	170186.66	202738.45	3096083	1587	5.11	1695.45	12868.47	14569.03


Requirement of foodgrains for first six month of 2026-27 including Bal Vatika	
Item	Quantity (in MTs)
Rice	952268.30
Wheat	192385.31
Coarse Grains	122.30
Total	1144775.91

जे. बी. नाथ / J. B. NATH
 अवर सचिव / Under Secretary
 भारत सरकार / Govt of India
 शिक्षा मंत्रालय / Min. of Education
 स्कूल शिक्षा और साक्षरता विभाग / Div. School Education and Literacy
 शास्त्री भवन, नई दिल्ली / Shastri Bhawan, New Delhi-110001

Pradhan Mantri Poshan Shakti Nirman (PM POSHAN) Scheme
Allocation of foodgrains for the 2nd quarter of 2025-27
(For the period 01.07.2026 to 30.09.2026)

(In MTs)

Sl. No.	State/UT	PRIMARY 2nd Quarter				UPPER PRIMARY 2nd Quarter				Bal Vatika 2nd Quarter										
		No. of children approved by PAB for 2025-26	No. of Working Days approved by PAB for 2nd QTR of the year 2025-26	Coarse Grain	Wheat	Rice	Total	No. of children approved by PAB for 2025-26	No. of Working Days approved by PAB for 2nd QTR of the year 2025-26	Coarse Grain	Wheat	Rice	Total	No. of children approved by PAB for 2025-26	No. of Working Days approved by PAB for 2nd QTR of the year 2025-26	Coarse Grain	Wheat	Rice	Total	
																				5
1	Andhra Pradesh	1435887	64	0.00	0.00	9189.68	9189.68	877051	64	0.00	0.00	8419.69	8419.69	0	64	0.00	0.00	0.00	0.00	
2	Arunachal Pradesh	72403	75	0.00	0.00	543.02	543.02	47270	75	0.00	0.00	531.79	531.79	10502	75	0.00	0.00	78.77	78.77	
3	Assam	1978255	46	0.00	0.00	9099.97	9099.97	1015339	46	0.00	0.00	7005.84	7005.84	171082	46	0.00	0.00	786.98	786.98	
4	Bihar	6864873	68	0.00	0.00	46681.14	46681.14	3518802	68	0.00	0.00	35891.78	35891.78	0	68	0.00	0.00	0.00	0.00	
5	Chhattisgarh	1443028	75	0.00	0.00	10822.71	10822.71	907525	75	0.00	0.00	10209.66	10209.66	54376	75	0.00	0.00	407.82	407.82	
6	Goa	89584	71	0.00	318.03	636.05	64801	71	0.00	345.07	345.06	690.13	2562	71	0.00	9.10	9.09	18.19	18.19	
7	Gujarat	2160002	74	0.00	7992.01	7992.00	15984.01	1491105	74	0.00	8275.63	8275.64	16551.27	393582	74	0.00	1456.25	1456.26	2912.51	2912.51
8	Haryana	770570	71	0.00	2461.97	3009.08	5471.05	621414	71	0.00	2978.13	3639.93	6618.06	78836	71	0.00	251.88	307.86	559.74	559.74
9	Himachal Pradesh	222162	50	0.00	0.00	1110.81	173161	50	0.00	0.00	1129.71	1298.71	65790	50	0.00	0.00	328.95	328.95	328.95	
10	Jammu & Kashmir	441773	51	0.00	0.00	2253.04	2253.04	255310	63	0.00	0.00	2412.68	2412.68	171843	51	0.00	0.00	876.40	876.40	
11	Jharkhand	1951032	67	0.00	0.00	13071.91	13071.91	925057	67	0.00	0.00	9296.82	9296.82	31957	67	0.00	0.00	214.11	214.11	
12	Karnataka	2339133	77	0.00	2521.58	15489.74	18011.32	1469809	77	0.00	2376.68	14599.61	16976.29	198270	77	0.00	213.74	1312.94	1526.68	1526.68
13	Kerala	1435907	56	0.00	0.00	8041.08	8041.08	1035707	61	0.00	0.00	9476.72	9476.72	131880	56	0.00	0.00	738.53	738.53	
14	Madhya Pradesh	2742693	76	0.00	14174.24	6670.23	20844.47	1680295	76	0.00	13025.65	6129.71	19155.36	35011	76	0.00	180.94	85.14	266.08	266.08
15	Maharashtra	5356296	71	0.00	0.00	38029.70	38029.70	3511059	71	0.00	0.00	37392.78	37392.78	0	71	0.00	0.00	0.00	0.00	
16	Manipur	113529	71	0.00	0.00	806.06	806.06	34622	71	0.00	0.00	368.72	368.72	23201	71	0.00	0.00	164.73	164.73	
17	Meghalaya	372470	63	0.00	0.00	2346.56	2346.56	179037	65	0.00	0.00	1745.61	1745.61	134845	63	0.00	0.00	849.52	849.52	
18	Mizoram	70017	61	0.00	0.00	427.10	427.10	36308	63	0.00	0.00	343.11	343.11	22960	61	0.00	0.00	140.06	140.06	
19	Nagaland	54236	57	0.00	0.00	309.15	309.15	28707	63	0.00	0.00	271.28	271.28	39291	57	0.00	0.00	223.96	223.96	
20	Odisha	2375655	74	0.00	0.00	17579.85	17579.85	1626387	74	0.00	0.00	18052.90	18052.90	530000	74	0.00	0.00	3922.00	3922.00	
21	Punjab	905120	74	0.00	3348.94	3348.95	6697.89	532345	74	0.00	2954.51	2954.52	5909.03	120844	74	0.00	447.12	447.13	894.25	894.25
22	Rajasthan	2705964	72	0.00	13053.57	6429.37	19482.94	1847354	72	0.00	13367.45	6583.97	19951.42	37049	72	0.00	178.72	88.03	266.75	266.75
23	Sikkim	19847	59	0.00	0.00	117.10	117.10	16647	59	0.00	0.00	147.33	147.33	5771	59	0.00	0.00	34.05	34.05	
24	Tamilnadu	1937362	62	0.00	0.00	12011.64	12011.64	1450152	62	0.00	0.00	13486.41	13486.41	0	62	0.00	0.00	0.00	0.00	
25	Telangana	788724	63	0.00	0.00	4968.96	4968.96	457874	63	0.00	0.00	4326.91	4326.91	0	63	0.00	0.00	0.00	0.00	
26	Tripura	167451	64	0.00	0.00	1071.69	1071.69	107817	64	0.00	0.00	1035.04	1035.04	7165	64	0.00	0.00	45.86	45.86	
27	Uttarakhand	306907	72	0.00	0.00	2209.73	2209.73	210671	72	0.00	0.00	2275.25	2275.25	0	72	0.00	0.00	0.00	0.00	
28	Uttar Pradesh	6660348	72	0.00	15824.99	32129.52	47954.51	3586733	72	0.00	12783.12	25953.60	38736.72	0	72	0.00	0.00	0.00	0.00	
29	West Bengal	4809138	71	0.00	0.00	34144.88	34144.88	2482119	72	0.00	0.00	26806.89	26806.89	725624	71	0.00	0.00	5151.93	5151.93	
30	A&N islands	10832	67	0.00	0.00	72.57	72.57	8881	67	0.00	0.00	89.25	89.25	3699	67	0.00	0.00	24.78	24.78	
31	Chandigarh	26641	73	28.71	19.44	146.33	194.48	25067	73	40.51	27.45	206.52	274.48	8449	73	9.10	6.17	46.41	61.68	
32	D&N Haveli, Daman	32978	73	0.00	72.22	168.52	240.74	22044	73	0.00	72.41	168.97	241.38	5882	73	0.00	12.88	30.06	42.94	42.94
33	Delhi	591133	69	0.00	2039.41	2039.41	4078.82	510127	69	0.00	2639.91	2639.90	5279.81	73796	69	0.00	254.60	254.59	509.19	509.19
34	Lakshadweep	4978	65	0.00	0.00	32.36	32.36	2446	65	0.00	0.00	23.85	23.85	1182	65	0.00	0.00	7.68	7.68	
35	Ladakh	8386	66	0.00	0.00	55.35	55.35	3774	66	0.00	0.00	37.36	37.36	4355	66	0.00	0.00	28.74	28.74	
36	Puducherry	23770	59	0.00	0.00	140.24	140.24	16418	63	0.00	0.00	155.15	155.15	6279	59	0.00	0.00	37.05	37.05	
	TOTAL	51289084	2399	28.71	61826.39	292877.47	354732.57	30779235	2431	40.51	58846.01	262598.96	321485.48	3096083	2399	9.10	3011.40	18099.41	21119.91	21119.91


जे. बी. नाथ / J. B. NATH
 अधीक्षक सचिव / Under Secretary
 भारत सरकार / Govt. of India
 शिक्षा मंत्रालय / Min. of Education
 स्कूल शिक्षा और साक्षरता विभाग / Div. School Education and Literacy
 शास्त्री भवन, नई दिल्ली / Shastri Bhawan, New Delhi-110001

Annexure-III

PM POSHAN
Allocation of Coarse Grains for the 1st Quarter of 2026-27
(For the period 01.04.2026 to 30.06.2026)


(In MTs)

Sl. No.	State/UT	PRIMARY			UPPER PRIMARY			Bal Vatika		
		Coarse Grain			Coarse Grain			Coarse Grain		
		Ragi	Jowar	Total	Ragi	Jowar	Total	Ragi	Jowar	Total
1	2	3	4	5=(3+4)	6	7	8=(6+7)	9	10	11=(9+10)
1	Chandigarh	12.09	4.03	16.12	17.06	5.69	22.75	3.83	1.28	5.11
	TOTAL	12.09	4.03	16.12	17.06	5.69	22.75	3.83	1.28	5.11

PM POSHAN
Allocation of Coarse Grains for the 2nd Quarter of 2026-27
(For the period 01.07.2026 to 30.09.2026)

(In MTs)

Sl. No.	State/UT	PRIMARY			UPPER PRIMARY			Bal Vatika		
		Coarse Grain			Coarse Grain			Coarse Grain		
		Ragi	Jowar	Total	Ragi	Jowar	Total	Ragi	Jowar	Total
1	2	3	4	5=(3+4)	6	7	8=(6+7)	9	10	11=(9+10)
1	Chandigarh	21.53	7.18	28.71	30.38	10.13	40.51	6.82	2.28	9.10
	TOTAL	21.53	7.18	28.71	30.38	10.13	40.51	6.82	2.28	9.10


श्री. बी. नाथ/J. B. NATH
 अवर सचिव/Under Secretary
 भारत सरकार/Govt. of India
 शिक्षा मंत्रालय/Min. of Education
 स्कूल शिक्षा और साक्षरता विभाग/Dio School Education and Literacy
 शास्त्री भवन, नई दिल्ली/Shastri Bhawan, New Delhi-110001

सं. 4-1/2026-बीपी-II (ई-391528)

Government of India/ भारत सरकार
Ministry of Consumer Affairs, Food and Public Distribution/
उपभोक्ता मामले, खाद्य और सार्वजनिक वितरण मंत्रालय
Department of Food and Public Distribution/ खाद्य और सार्वजनिक वितरण विभाग

Krishi Bhawan, New Delhi / कृषि भवन, नई दिल्ली :110001

Dated/ दिनांक: 17.03.2026

कार्यालय ज्ञापन

Subject: Allocation of foodgrains under PM POSHAN Scheme for the first half of the financial year 2026-27 i.e. for the period 01.04.2026 to 30.09.2026.

The undersigned is directed to refer to Department of School Education & Literacy, Ministry of Education's O.M. No. 5-2/2026-PMP.5 dated 23.02.2026 on the above mentioned subject, Policy-III Section's letter to Govt. of Karnataka dated 12.03.2026 (**copy enclosed**) and to convey the approval of this Department for allocation of the following quantity of foodgrains for the **1st and 2nd quarter of FY 2026-27** under **PM POSHAN Scheme** to Department of School Education & Literacy, Ministry of Education as per applicable rates:

(in MTs)

Wheat	Rice	Ragi	Jowar	TOTAL
1,92,385.31	9,52,268.30	91.71	30.59	11,44,775.91

2. The validity period for lifting of foodgrains will be as per extant guidelines.
3. Ministry of Education is informed that the availability of said quantity of coarsegrains is subject to the following condition:
 - i. *The entire 122.30 MT (ragi & jowar) may be lifted by State in one go and at 2-3 destination point in Chandigarh.*
 - ii. *FCI may conduct pre-dispatch inspection of coarse-grains if Chandigarh Govt. requests for the same to avoid delay in lifting.*
4. The Department of School Education & Literacy may communicate State/UT-wise allocation of the allocated quantity of foodgrains to FCI and States/UTs well in time and ensure its lifting within the stipulated validity period by States/UTs.
5. Food Corporation of India (FCI) would issue rice, wheat and coarse grains as per State/UT-wise allocation for the year 2026-27 with monthly breakup to be made by the Department of School Education and Literacy.
6. The Department of School Education & Literacy is also requested to furnish consolidated Utilization Certificate (UC) duly signed by the concerned DS/Director for the foodgrains allocated to them under PM POSHAN Scheme for the year 2025-26.
7. The Department of School Education & Literacy, Ministry of Education may ensure that FCI gets full payment in respect of foodgrains released by it to States/UTs under the Scheme &

utilization certificates are furnished by the State/UT Governments to it in time. They are also requested to make payment of outstanding amounts to FCI without any delays as FCI bears huge amount of interest on unpaid outstanding amount.

संलग्नक: यथोपरि

वीरेंद्र सिंह

(वीरेंद्र सिंह)

Under Secretary to the Government of India/ भारत सरकार के अवर सचिव

ईमेल : fpd.usbp2@gov.in

दूरभाष :011-23073798

Department of School Education & Literacy, Ministry of Education

[Kind attention: Shri J. B. Nath, Under Secretary], Shastri Bhawan, New Delhi.

Copy for information and necessary action to:

1. Secretary, Department of School Education & Literacy, Ministry of Education, Shastri Bhawan, New Delhi.
2. The CMD (FCI), New Delhi.
3. GM (Sales), FCI, New Delhi
4. Director (Policy-I)/ Director (Policy-III)/ DS (FC A/Cs)
5. US (BP-I&III)
6. US (Policy-III), DFPD
7. Statistics Division, DFPD
8. Guard File

7-12/2025-Py-III(389995)

भारत सरकार
उपभोक्ता मामले, खाद्य और सार्वजनिक वितरण मंत्रालय
खाद्य और सार्वजनिक वितरण विभाग

कृषिभवन, नईदिल्ली।
दिनांक 12.03.2026

To,
The Secretary,
Food, Civil Supplies and Consumer Affairs Department,
Government of Karnataka.

Subject: Supply of coarse grain to Chandigarh under PM-Poshan Scheme during 1st & 2nd quarter of FY 2026-27 regarding.

Sir,

I am directed to refer to Ministry of Education letter dated 23.02.2026 (copy enclosed) regarding requirement of 122.30 MT coarsegrains (Jowar & Ragi) under PM-Poshan scheme in Chandigarh for 1st and 2nd quarter of FY 2026-27 and to request Govt of Karnataka to procure 91.71 MT Ragi and 30.59 MT Jowar during KMS 2025-26 for fulfilling demand of coarsegrain under PM-Poshan Scheme in Chandigarh.

2. Ministry of Education is informed that the availability of said quantity is subject to following condition:

1. The entire 122.30 MT (ragi & jowar) may be lifted by State in one go and at 2-3 destination point in Chandigarh.
2. FCI may conduct pre-dispatch inspection of coarsegrains if Chandigarh Govt requests for the same to avoid delay in lifting.

Yours faithfully

Encl: As above



(Mohan Lal)

Under Secretary to Govt. of India
Email ID: uspy34.fpd@nic.in

Copy to:

1. ED(Proc) 16-20, Barakhamba lane, New Delhi
2. ED(Sales), 16-20, Barakhamba lane, New Delhi
3. GM, FCI (RO), Karnataka
4. Director (BP), DFPD

5. Shri J.B. Nath, US (PM-Poshan)
6. FC (A/c) Section, DFPD